

**TOWN OF HEATH COMMUNITY CHOICE POWER SUPPLY PROGRAM  
STATUS REPORT Q4 2024**

*Prepared March 2025*

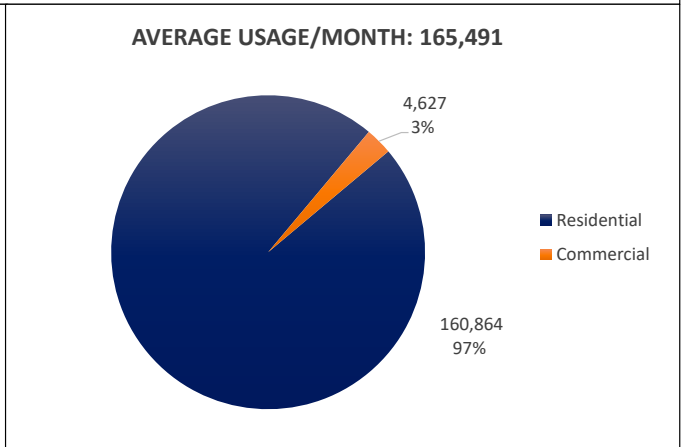
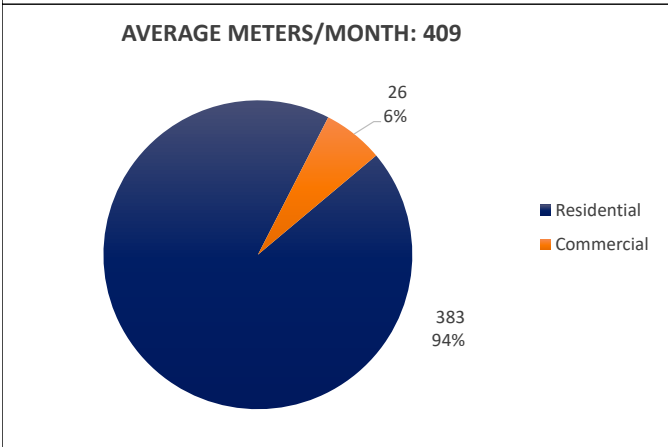
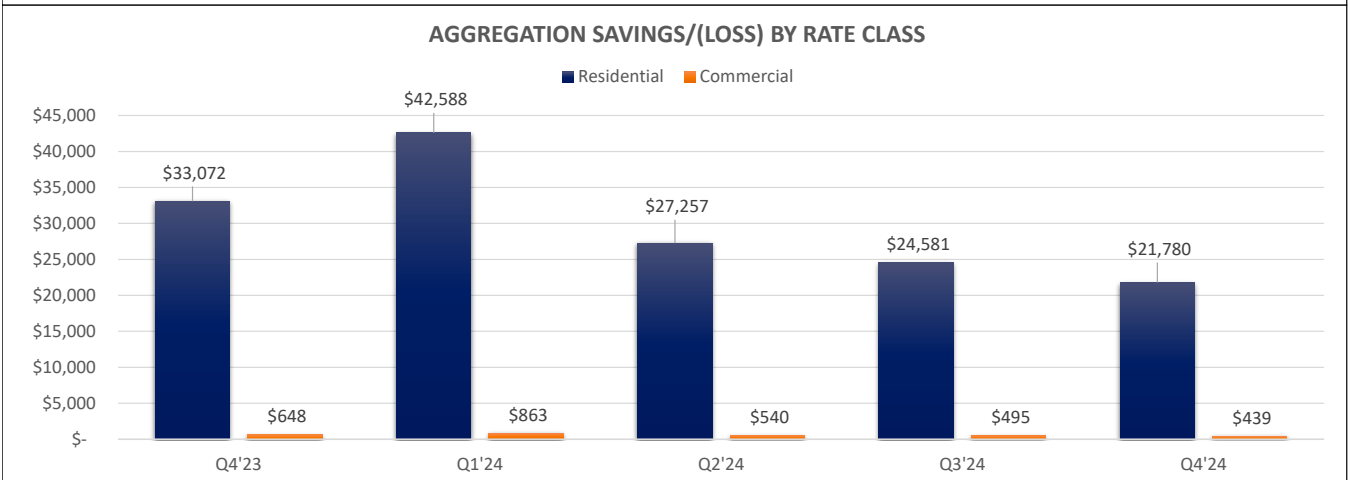
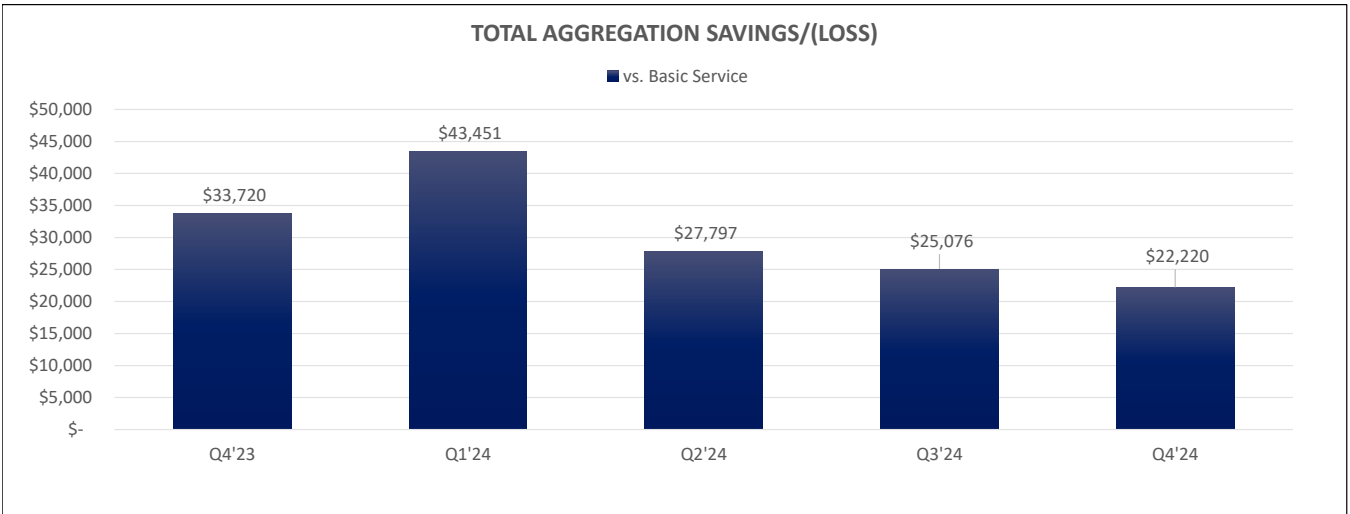
This report has been prepared by Colonial Power Group with information/data being provided by the Competitive Supplier and National Grid. The purpose of the report is to provide information about the Town of Heath's Community Choice Power Supply Program, which currently provides competitive power supply to approximately 400 customers in the Town. The data provided by the Competitive Supplier is not available until three months after the month it is used. For example, power is *Used* in January, *Invoiced* in February, *Paid* in March and *Reported* in April.

[Click here for more information about the Program](#)

PROGRAM RATES		
Term	December 2021 – December 2024	December 2024 – December 2026
Competitive Supplier	Dynergy	Dynergy
All Rate Classes	\$0.10560 / kWh Meets MA Req	\$0.12804 / kWh Meets MA Req

**COMPARISON TO NATIONAL GRID RATES**

The Town's aggregation savings are directly tied to the margin of savings between the Program's rates and National Grid's corresponding Basic Service rates as well as the level of consumption by participating consumers. Basic Service rates change twice a year or more, depending on utility and rate class. As a result, the aggregation rate may not always be lower than the Basic Service rate. The goal of the aggregation is to deliver savings over the life of the Program against the Basic Service rate. However, such savings and future savings cannot be guaranteed.



**TOWN OF HEATH COMMUNITY CHOICE POWER SUPPLY PROGRAM  
PRODUCT DETAIL REPORT**

Date	Residential Meters	Residential Usage	Commercial Meters	Commercial Usage	Industrial Meters	Industrial Usage	Total Meters	Total Usage	Competitive Supplier	Term	Renewable Supply Options
Dec-24	380	206,986	25	6,801			405	213,787	Dynergy	12/1/21-11/30/24	Meets MA Req
Nov-24	383	151,605	26	4,254			409	155,859	Dynergy	12/1/21-11/30/24	Meets MA Req
Oct-24	386	124,002	26	2,825			412	126,827	Dynergy	12/1/21-11/30/24	Meets MA Req
Sep-24	387	105,358	26	2,294			413	107,652	Dynergy	12/1/21-11/30/24	Meets MA Req
Aug-24	390	114,149	26	3,678			416	117,827	Dynergy	12/1/21-11/30/24	Meets MA Req
Jul-24	395	163,586	26	3,586			421	167,172	Dynergy	12/1/21-11/30/24	Meets MA Req
Jun-24	397	127,511	26	2,657			423	130,168	Dynergy	12/1/21-11/30/24	Meets MA Req
May-24	399	113,294	26	2,752			425	116,046	Dynergy	12/1/21-11/30/24	Meets MA Req
Apr-24	399	115,360	26	2,648			425	118,008	Dynergy	12/1/21-11/30/24	Meets MA Req
Mar-24	399	168,137	26	3,922			425	172,059	Dynergy	12/1/21-11/30/24	Meets MA Req
Feb-24	400	170,461	26	4,013			426	174,474	Dynergy	12/1/21-11/30/24	Meets MA Req
Jan-24	398	217,887	26	4,942			424	222,829	Dynergy	12/1/21-11/30/24	Meets MA Req
Dec-23	399	184,003	26	4,190			425	188,193	Dynergy	12/1/21-11/30/24	Meets MA Req
Nov-23	400	182,578	26	4,053			426	186,631	Dynergy	12/1/21-11/30/24	Meets MA Req
Oct-23	402	141,149	27	3,360			429	144,509	Dynergy	12/1/21-11/30/24	Meets MA Req
Sep-23	402	118,757	27	2,428			429	121,185	Dynergy	12/1/21-11/30/24	Meets MA Req
Aug-23	406	153,673	27	4,455			433	158,128	Dynergy	12/1/21-11/30/24	Meets MA Req
Jul-23	408	141,529	27	2,658			435	144,187	Dynergy	12/1/21-11/30/24	Meets MA Req
Jun-23	378	115,745	27	2,753			405	118,498	Dynergy	12/1/21-11/30/24	Meets MA Req
May-23	378	117,555	28	2,434			406	119,989	Dynergy	12/1/21-11/30/24	Meets MA Req
Apr-23	381	128,785	28	2,172			409	130,957	Dynergy	12/1/21-11/30/24	Meets MA Req
Mar-23	382	138,218	28	3,165			410	141,383	Dynergy	12/1/21-11/30/24	Meets MA Req
Feb-23	383	191,823	28	5,032			411	196,855	Dynergy	12/1/21-11/30/24	Meets MA Req
Jan-23	382	178,956	27	4,433			409	183,389	Dynergy	12/1/21-11/30/24	Meets MA Req
Dec-22	383	188,554	27	4,456			410	193,010	Dynergy	12/1/21-11/30/24	Meets MA Req
Nov-22	365	160,107	27	4,440			392	164,547	Dynergy	12/1/21-11/30/24	Meets MA Req
Oct-22	366	119,580	27	2,960			393	122,540	Dynergy	12/1/21-11/30/24	Meets MA Req
Sep-22	367	104,760	27	2,647			394	107,407	Dynergy	12/1/21-11/30/24	Meets MA Req
Aug-22	372	133,450	27	4,468			399	137,918	Dynergy	12/1/21-11/30/24	Meets MA Req
Jul-22	373	147,314	27	4,098			400	151,412	Dynergy	12/1/21-11/30/24	Meets MA Req
Jun-22	376	110,415	27	3,100			403	113,515	Dynergy	12/1/21-11/30/24	Meets MA Req
May-22	379	122,612	27	2,732			406	125,344	Dynergy	12/1/21-11/30/24	Meets MA Req
Apr-22	380	119,414	27	2,393			407	121,807	Dynergy	12/1/21-11/30/24	Meets MA Req
Mar-22	382	131,439	27	2,617			409	134,056	Dynergy	12/1/21-11/30/24	Meets MA Req
Feb-22	385	164,970	28	5,959			413	170,929	Dynergy	12/1/21-11/30/24	Meets MA Req
Jan-22	393	226,924	28	7,895			421	234,819	Dynergy	12/1/21-11/30/24	Meets MA Req
Dec-21	396	176,087	28	5,511			424	181,598	Dynergy	12/1/21-11/30/24	Meets MA Req
Nov-21	340	141,544	27	6,393			367	147,937	Dynergy	12/1/19-11/30/21	Meets MA Req
Oct-21	342	112,235	27	5,113			369	117,348	Dynergy	12/1/19-11/30/21	Meets MA Req
Sep-21	346	100,183	27	3,826			373	104,009	Dynergy	12/1/19-11/30/21	Meets MA Req
Aug-21	349	147,585	27	5,428			376	153,013	Dynergy	12/1/19-11/30/21	Meets MA Req
Jul-21	353	113,154	27	4,230			380	117,384	Dynergy	12/1/19-11/30/21	Meets MA Req
Jun-21	357	117,223	28	4,646			385	121,869	Dynergy	12/1/19-11/30/21	Meets MA Req
May-21	363	118,685	28	4,700			391	123,385	Dynergy	12/1/19-11/30/21	Meets MA Req
Apr-21	364	110,723	28	4,116			392	114,839	Dynergy	12/1/19-11/30/21	Meets MA Req
Mar-21	364	140,306	28	6,561			392	146,867	Dynergy	12/1/19-11/30/21	Meets MA Req
Feb-21	365	164,090	28	6,362			393	170,452	Dynergy	12/1/19-11/30/21	Meets MA Req

Jan-21	372	167,237	28	6,003			400	173,240	Dynergy	12/1/19-11/30/21	Meets MA Req
Dec-20	380	195,174	28	6,053			408	201,227	Dynergy	12/1/19-11/30/21	Meets MA Req
Nov-20	346	127,224	27	4,531			373	131,755	Dynergy	12/1/19-11/30/21	Meets MA Req
Oct-20	346	117,375	26	3,950			372	121,325	Dynergy	12/1/19-11/30/21	Meets MA Req
Sep-20	350	118,543	27	4,258			377	122,801	Dynergy	12/1/19-11/30/21	Meets MA Req
Aug-20	352	93,127	27	2,460			379	95,587	Dynergy	12/1/19-11/30/21	Meets MA Req
Jul-20	354	142,932	27	4,126			381	147,058	Dynergy	12/1/19-11/30/21	Meets MA Req
Jun-20	357	127,187	27	3,248			384	130,435	Dynergy	12/1/19-11/30/21	Meets MA Req
May-20	357	97,043	27	2,501			384	99,544	Dynergy	12/1/19-11/30/21	Meets MA Req
Apr-20	358	122,209	26	3,230			384	125,439	Dynergy	12/1/19-11/30/21	Meets MA Req
Mar-20	359	132,323	27	6,685			386	139,008	Dynergy	12/1/19-11/30/21	Meets MA Req
Feb-20	362	131,588	27	6,300			389	137,888	Dynergy	12/1/19-11/30/21	Meets MA Req
Jan-20	363	129,045	27	5,921			390	134,966	Dynergy	12/1/19-11/30/21	Meets MA Req
Dec-19	314	133,164	23	4,835			337	137,999	Dynergy	12/1/19-11/30/21	Meets MA Req
Nov-19	316	110,881	23	4,431			339	115,312	Constellation	12/1/18-11/30/19	Standard
Oct-19	316	95,398	23	3,718			339	99,116	Constellation	12/1/18-11/30/19	Standard
Sep-19	317	69,635	23	2,999			340	72,634	Constellation	12/1/18-11/30/19	Standard
Aug-19	319	101,026	23	4,650			342	105,676	Constellation	12/1/18-11/30/19	Standard
Jul-19	320	101,437	23	3,560			343	104,997	Constellation	12/1/18-11/30/19	Standard
Jun-19	321	100,735	23	2,812			344	103,547	Constellation	12/1/18-11/30/19	Standard
May-19	325	85,951	23	2,719			348	88,670	Constellation	12/1/18-11/30/19	Standard
Apr-19	328	92,420	23	3,053			351	95,473	Constellation	12/1/18-11/30/19	Standard
Mar-19	330	110,102	23	4,840			353	114,942	Constellation	12/1/18-11/30/19	Standard
Feb-19	330	125,856	23	4,324			353	130,180	Constellation	12/1/18-11/30/19	Standard
Jan-19	317	128,857	22	5,102			339	133,959	Constellation	12/1/18-11/30/19	Standard
Dec-18	317	145,412	22	4,297			339	149,709	Constellation	12/1/18-11/30/19	Standard
Nov-18	316	133,160	21	3,549			337	136,709	Verde Energy	12/1/17-11/30/18	Standard
Oct-18	318	97,634	21	2,907			339	100,541	Verde Energy	12/1/17-11/30/18	Standard
Sep-18	318	97,363	22	3,701			340	101,064	Verde Energy	12/1/17-11/30/18	Standard
Aug-18	323	106,852	23	4,732			346	111,584	Verde Energy	12/1/17-11/30/18	Standard
Jul-18	328	99,195	23	3,021			351	102,216	Verde Energy	12/1/17-11/30/18	Standard
Jun-18	333	110,391	23	3,432			356	113,823	Verde Energy	12/1/17-11/30/18	Standard
May-18	327	90,305	23	2,131			350	92,436	Verde Energy	12/1/17-11/30/18	Standard
Apr-18	329	90,809	23	3,402			352	94,211	Verde Energy	12/1/17-11/30/18	Standard
Mar-18	329	113,533	23	4,877			352	118,410	Verde Energy	12/1/17-11/30/18	Standard
Feb-18	329	112,590	24	4,263			353	116,853	Verde Energy	12/1/17-11/30/18	Standard
Jan-18	329	120,315	24	4,572			353	124,887	Verde Energy	12/1/17-11/30/18	Standard
Dec-17	329	168,358	24	6,068			353	174,426	Verde Energy	12/1/17-11/30/18	Standard
Nov-17											
Oct-17											

<b>Total Average</b>	<b>360</b>	<b>131,586</b>	<b>26</b>	<b>4,087</b>	<b>-</b>	<b>-</b>	<b>386</b>	<b>135,674</b>			
----------------------	------------	----------------	-----------	--------------	----------	----------	------------	----------------	--	--	--

**TOWN OF HEATH COMMUNITY CHOICE POWER SUPPLY PROGRAM  
PRODUCT DETAIL REPORT**

Date	RESIDENTIAL			COMMERCIAL			INDUSTRIAL			TOTAL	AVERAGE RESIDENTIAL USAGE/METER	
	Basic Svc Rate	Agg Rate	Savings	Basic Svc Rate	Agg Rate	Savings	Basic Svc Rate WCMA	Agg Rate	Savings	Savings		
Dec-24	0.16029	0.12804	6,675	0.14823	0.12804	137				-	6,813	545
Nov-24	0.16029	0.10560	8,291	0.14823	0.10560	181				-	8,473	396
Oct-24	0.16055	0.10560	6,814	0.14823	0.10560	120				-	6,934	321
Sep-24	0.16055	0.10560	5,789	0.14823	0.10560	98				-	5,887	272
Aug-24	0.16055	0.10560	6,272	0.14823	0.10560	157				-	6,429	293
Jul-24	0.18213	0.10560	12,519	0.17262	0.10560	240				-	12,760	414
Jun-24	0.18213	0.10560	9,758	0.17262	0.10560	178				-	9,936	321
May-24	0.18213	0.10560	8,670	0.17262	0.10560	184				-	8,855	284
Apr-24	0.18213	0.10560	8,829	0.17262	0.10560	177				-	9,006	289
Mar-24	0.18213	0.10560	12,868	0.17262	0.10560	263				-	13,130	421
Feb-24	0.18213	0.10560	13,045	0.17262	0.10560	269				-	13,314	426
Jan-24	0.18213	0.10560	16,675	0.17262	0.10560	331				-	17,006	547
Dec-23	0.18213	0.10560	14,082	0.17262	0.10560	281				-	14,363	461
Nov-23	0.18213	0.10560	13,973	0.17262	0.10560	272				-	14,244	456
Oct-23	0.14115	0.10560	5,018	0.13393	0.10560	95				-	5,113	351
Sep-23	0.14115	0.10560	4,222	0.13393	0.10560	69				-	4,291	295
Aug-23	0.14115	0.10560	5,463	0.13393	0.10560	126				-	5,589	379
Jul-23	0.14115	0.10560	5,031	0.13393	0.10560	75				-	5,107	347
Jun-23	0.14115	0.10560	4,115	0.13393	0.10560	78				-	4,193	306
May-23	0.14115	0.10560	4,179	0.13393	0.10560	69				-	4,248	311
Apr-23	0.33891	0.10560	30,047	0.32287	0.10560	472				-	30,519	338
Mar-23	0.33891	0.10560	32,248	0.32287	0.10560	688				-	32,935	362
Feb-23	0.33891	0.10560	44,754	0.32287	0.10560	1,093				-	45,848	501
Jan-23	0.33891	0.10560	41,752	0.32287	0.10560	963				-	42,715	468
Dec-22	0.33891	0.10560	43,992	0.32287	0.10560	968				-	44,960	492
Nov-22	0.33891	0.10560	37,355	0.32287	0.10560	965				-	38,319	439
Oct-22	0.11491	0.10560	1,113	0.10370	0.10560	(6)				-	1,108	327
Sep-22	0.11491	0.10560	975	0.10370	0.10560	(5)				-	970	285
Aug-22	0.11491	0.10560	1,242	0.10370	0.10560	(8)				-	1,234	359
Jul-22	0.11491	0.10560	1,371	0.10370	0.10560	(8)				-	1,364	395
Jun-22	0.11491	0.10560	1,028	0.10370	0.10560	(6)				-	1,022	294
May-22	0.11491	0.10560	1,142	0.10370	0.10560	(5)				-	1,136	324
Apr-22	0.14821	0.10560	5,088	0.13113	0.10560	61				-	5,149	314
Mar-22	0.14821	0.10560	5,601	0.13113	0.10560	67				-	5,667	344
Feb-22	0.14821	0.10560	7,029	0.13113	0.10560	152				-	7,182	428
Jan-22	0.14821	0.10560	9,669	0.13113	0.10560	202				-	9,871	577
Dec-21	0.14821	0.10560	7,503	0.13113	0.10560	141				-	7,644	445
Nov-21	0.14821	0.10685	5,854	0.13113	0.10685	155				-	6,009	416
Oct-21	0.09707	0.10685	(1,098)	0.08440	0.10685	(115)				-	(1,212)	328
Sep-21	0.09707	0.10685	(980)	0.08440	0.10685	(86)				-	(1,066)	290
Aug-21	0.09707	0.10685	(1,443)	0.08440	0.10685	(122)				-	(1,565)	423
Jul-21	0.09707	0.10685	(1,107)	0.08440	0.10685	(95)				-	(1,202)	321
Jun-21	0.09707	0.10685	(1,146)	0.08440	0.10685	(104)				-	(1,251)	328
May-21	0.09707	0.10685	(1,161)	0.08440	0.10685	(106)				-	(1,266)	327
Apr-21	0.12388	0.10685	1,886	0.10763	0.10685	3				-	1,889	304
Mar-21	0.12388	0.10685	2,389	0.10763	0.10685	5				-	2,395	385
Feb-21	0.12388	0.10685	2,794	0.10763	0.10685	5				-	2,799	450

Jan-21	0.12388	0.10685	2,848	0.10763	0.10685	5		-	2,853	450
Dec-20	0.12388	0.10685	3,324	0.10763	0.10685	5		-	3,329	514
Nov-20	0.12388	0.10685	2,167	0.10763	0.10685	4		-	2,170	368
Oct-20	0.09898	0.10685	(924)	0.08428	0.10685	(89)		-	(1,013)	339
Sep-20	0.09898	0.10685	(933)	0.08428	0.10685	(96)		-	(1,029)	339
Aug-20	0.09898	0.10685	(733)	0.08428	0.10685	(56)		-	(788)	265
Jul-20	0.09898	0.10685	(1,125)	0.08428	0.10685	(93)		-	(1,218)	404
Jun-20	0.09898	0.10685	(1,001)	0.08428	0.10685	(73)		-	(1,074)	356
May-20	0.09898	0.10685	(764)	0.08428	0.10685	(56)		-	(820)	272
Apr-20	0.13957	0.10685	3,999	0.12160	0.10685	48		-	4,046	341
Mar-20	0.13957	0.10685	4,330	0.12160	0.10685	99		-	4,428	369
Feb-20	0.13957	0.10685	4,306	0.12160	0.10685	93		-	4,398	364
Jan-20	0.13957	0.10685	4,222	0.12160	0.10685	87		-	4,310	355
Dec-19	0.13957	0.10685	4,357	0.12160	0.10685	71		-	4,428	424
Nov-19	0.13957	0.11924	2,254	0.12160	0.11924	10		-	2,265	351
Oct-19	0.10793	0.11924	(1,079)	0.09646	0.11924	(85)		-	(1,164)	302
Sep-19	0.10793	0.11924	(788)	0.09646	0.11924	(68)		-	(856)	220
Aug-19	0.10793	0.11924	(1,143)	0.09646	0.11924	(106)		-	(1,249)	317
Jul-19	0.10793	0.11924	(1,147)	0.09646	0.11924	(81)		-	(1,228)	317
Jun-19	0.10793	0.11924	(1,139)	0.09646	0.11924	(64)		-	(1,203)	314
May-19	0.10793	0.11924	(972)	0.09646	0.11924	(62)		-	(1,034)	264
Apr-19	0.13718	0.11924	1,658	0.13166	0.11924	38		-	1,696	282
Mar-19	0.13718	0.11924	1,975	0.13166	0.11924	60		-	2,035	334
Feb-19	0.13718	0.11924	2,258	0.13166	0.11924	54		-	2,312	381
Jan-19	0.13718	0.11924	2,312	0.13166	0.11924	63		-	2,375	406
Dec-18	0.13718	0.11924	2,609	0.13166	0.11924	53		-	2,662	459
Nov-18	0.13718	0.10736	3,971	0.13166	0.10736	86		-	4,057	421
Oct-18	0.10870	0.10736	131	0.10182	0.10736	(16)		-	115	307
Sep-18	0.10870	0.10736	130	0.10182	0.10736	(21)		-	110	306
Aug-18	0.10870	0.10736	143	0.10182	0.10736	(26)		-	117	331
Jul-18	0.10870	0.10736	133	0.10182	0.10736	(17)		-	116	302
Jun-18	0.10870	0.10736	148	0.10182	0.10736	(19)		-	129	332
May-18	0.10870	0.10736	121	0.10182	0.10736	(12)		-	109	276
Apr-18	0.12673	0.10736	1,759	0.11946	0.10736	41		-	1,800	276
Mar-18	0.12673	0.10736	2,199	0.11946	0.10736	59		-	2,258	345
Feb-18	0.12673	0.10736	2,181	0.11946	0.10736	52		-	2,232	342
Jan-18	0.12673	0.10736	2,331	0.11946	0.10736	55		-	2,386	366
Dec-17	0.12673	0.10736	3,261	0.11946	0.10736	73		-	3,335	512
Nov-17										
Oct-17										
<b>Total</b>			<b>497,566</b>			<b>8,693</b>		-	<b>506,259</b>	<b>365</b>